

SZDoit YP100 Professional Metal Tracked Robot Tank Chassis User Manual



SZDoit YP100 Professional Metal Tracked Robot Tank Chassis



Product Information

Product Name YP100

Manufacturer SZDOIT

Installation Instructions

- Track Installation
- DC Motor Installation
- Arduino UNO Controller Installation
- ESPDuino Controller Installation
- Controller App Installation

Package Include Refer to the user manual for details.

Contact Information **E-mails:** yichone@doit.am, yichoneyi@163.com

Skype: yichone

WhatsApp: +86-18676662425

Wechat: 18676662425

Package Include




Installation Steps



Install load bearing wheel



Install drive wheel



Install the chassis



Install the crawler



Install LED



Contact Us

- E-mails: yichone@doit.am
 - yichoneyi@163.com
- Skype: yichone
- WhatsApp: +86-18676662425
- Wechat: 18676662425

Part of the installation

- track: <https://gitnova.com/#/Robot/FrameChassis/track/track>
- DC motor: <https://gitnova.com/#/Robot/Engine/9vMotor/9vmotor>

Controller

- Arduino UNO: <https://gitnova.com/#/Robot/Controller/ps2/4motor16servo>
- ESPDuino: <https://gitnova.com/#/Robot/Controller/controller/espduinoController>
- App: <https://gitnova.com/#/Robot/Controller/app/AppforSmartCar>

Documents / Resources



YP100 Professional Metal Tracked Robot Tank Chassis

User Manual · YP100 Professional Metal Tracked Robot Tank Chassis, YP100, Professional Metal Tracked Robot Tank Chassis, Metal Tracked Robot Tank Chassis, Tracked Robot Tank Chassis, Robot Tank Chassis, Tank Chassis

