




BX-P-ECOMLT Specifications	
	Standard transformer isolated Ethernet port with built-in surge protection. Works with all BRX Processors; BX-DM1-x, BX-DM1E-x.
Transfer Rate	10Mbps (Orange LED) and 100Mbps (Green LED)
Port Status LED	LINK LED is solid when network link is established. ACT LED flashes when port is active.
Supported Protocols	Do-more! Protocol (Server) Programming/Monitoring Modbus TCP (Server) K-sequence (Server)
Cable Recommendation	C5E-STxxx-xx from AutomationDirect.com
Port Type	RJ45, Category 5, 10/100 BASE-T, Auto Crossover
Hot-Swappable	Yes
Software Version Required	Do-more! Designer v2.0 or later

BX-P-USB-B Specifications	
	USB Type B for programming.
USB Specification Version	USB 2.0
Port Status LED	LED flashes when port is active
Cable Recommendation	USB-CBL-ABxx from AutomationDirect.com
Hot-Swappable	Yes
Software Version Required	Do-more! Designer v2.0 or later

BX-P-USB-C Specifications	
	USB Type C for programming.
USB Specification Version	USB 2.0
Port Status LED	LED flashes when port is active
Cable Recommendation	USB-CBL-ACx from AutomationDirect.com
Hot-Swappable	Yes
Software Version Required	Do-more! Designer v2.11 or later

General Specifications	
Operating Temperature	0° to 60°C (32° to 140°F)
Storage Temperature	-20° to 85°C (-4° to 185°F)
Humidity	5 to 95% (non-condensing)
Environmental Air	No corrosive gases permitted
Vibration	IEC60068-2-6 (Test Fc)
Shock	IEC60068-2-27 (Test Ea)
Enclosure Type	Open Equipment
Agency Approvals	UL61010-2 - UL File # E185989 Canada and USA CE Compliant E185989*
Noise Immunity	NEMA ICS3-304
EU Directive	See the "EU Directive" topic in the Help File
Weight	7g (0.25 oz)

*Meets EMC and Safety requirements. See the D.O.C. for details.

BX-P-ECOMLT Ethernet port using RJ45 connection, Limited use port; server functions only

BX-P-ECOMEX Secondary Ethernet Port

BX-P-OPCUA OPC UA Protocol Ethernet Port

BX-P-SPARK Sparkplug B Framework MQTT Port

BX-P-USB-B USB port Type B connection

BX-P-USB-C USB port Type C connection


BX-P-SER2-RJ12 RS232 Serial Port using an RJ12 connection


BX-P-SER2-TERM RS232 Serial Port using a 3-pin terminal block connection


BX-P-SER4-TERM RS485 serial port using a 3-pin terminal block connection

BX-P-SER2-TERMFC RS232 Serial Port with Flow Control using a 5-pin terminal block connection

BX-P-SER422-TERM RS422 serial port Terminal using a 5-pin terminal block connection

BX-P-ECOMEX Specifications	
	Standard transformer isolated Ethernet port with built-in surge protection. Requires Ethernet Enabled BRX Processor; BX-DM1E-x. Must be placed on a separate subnet than the processor onboard port.
Transfer Rate	10/100 Mbps
Port Status LED	LINK LED is solid when network is established. ACT LED flashes when port is active.
Cable Recommendation	C5E-STxxx-xx from AutomationDirect.com
Port Type	RJ45, Category 5, Auto Crossover
Hot-Swappable	Yes
Supported Protocols	SMTP (Email) FTP (Client) Do-more! Ethernet I/O MQTT / MQTTS HTTP / HTTPS EtherNet/IP (Implicit and Explicit Messaging) SNTP (Time Server) TCP/IP (Raw Packet) Modbus TCP/IP (Client & Server) DHCP (Client) Do-more! Protocol Do-more! Protocol (Encrypted Server) Do-more! PeerLink
Software Version Required	Do-more! Designer v2.8 or later

BX-P-OPCUA Specifications	
	Transformer isolated Ethernet port for OPC UA protocol with built-in surge protection. Works with all BRX Processors; BX-DM1-x, BX-DM1E-x.
Transfer Rate	10/100 Mbps
Port Status LED	LINK LED is solid when network is established. ACT LED flashes when port is active.
Cable Recommendation	C5E-STxxx-xx from AutomationDirect.com
Port Type	RJ45, Category 5, Auto Crossover
Hot-Swappable	Yes
Supported Protocols	OPC-UA Server
Software Version Required	Do-more! Designer v2.11 or later

BX-P-SPARK Specifications	
	Transformer isolated Ethernet port for MQTT protocol with Sparkplug B framework with built-in surge protection. Works with all BRX Processors; BX-DM1-x, BX-DM1E-x.
Transfer Rate	10/100 Mbps
Port Status LED	LINK LED is solid when network is established. ACT LED flashes when port is active.
Cable Recommendation	C5E-STxxx-xx from AutomationDirect.com
Port Type	RJ45, Category 5, Auto Crossover
Hot-Swappable	Yes
Supported Protocols	MQTT(s) with Sparkplug B Publisher
Software Version Required	Do-more! Designer v2.11 or later


WARNING: To minimize the risk of potential safety problems, you should follow all applicable local and national codes that regulate the installation and operation of your equipment. These codes vary from area to area and it is your responsibility to determine which codes should be followed, and to verify that the equipment, installation, and operation are in compliance with the latest revision of these codes.

Equipment damage or serious injury to personnel can result from the failure to follow all applicable codes and standards. We do not guarantee the products described in this publication are suitable for your particular application, nor do we assume any responsibility for your product design, installation, or operation.

If you have any questions concerning the installation or operation of this equipment, or if you need additional information, please call Technical Support at 770-844-4200.

This publication is based on information that was available at the time it was printed. At AutomationDirect.com® we constantly strive to improve our products and services, so we reserve the right to make changes to the products and/or publications at any time without notice and without any obligation. This publication may also discuss features that may not be available in certain revisions of the product.

Do-more! BRX Manual available at
<https://www.automationdirect.com/pn/doc/manual/BX-USER-M>



IMPORTANT!




Hot-Swapping Information

Note: This device may be Hot-Swapped.


Document Name	Edition/Revision	Date
BX-POM	1st Ed. RevG	8/27/2025

Copyright 2021–2025, AutomationDirect.com Incorporated/All Rights Reserved Worldwide.

BX-P-SER2-TERM Specifications

	Non-isolated RS-232 DTE port. Includes ESD protection and built-in surge protection.	
Support Protocols	Do-more! Protocol (Default) Modbus RTU (Master & Slave) K-Sequence (Slave)	ASCII (In & Out) Custom Protocols
Data Rates	1200, 2400, 4800, 9600, 19200, 38400, 57600, and 115200	
Default Settings	115200bps, No Parity, 8 Data Bits, 1 Stop Bit, Station #1	
Port Status LED	Green LED is illuminated when active for TXD and RXD	
Cable Requirements	Recommend L19772-XXX from AutomationDirect.com	
Replacement Connectors	BX-RTB03S from AutomationDirect.com	
Hot-Swappable	Yes	
Software Version Required	Do-more! Designer v2.0 or later	

BX-P-SER4-TERM Specifications

	Non-isolated RS-485 DTE port. Includes ESD protection and built-in surge protection.	
Support Protocols	Do-more! Protocol (Default) Modbus RTU (Master & Slave) K-Sequence (Slave)	ASCII (In & Out) Custom Protocols
Data Rates	1200, 2400, 4800, 9600, 19200, 38400, 57600, and 115200	
Default Settings	115200bps, No Parity, 8 Data Bits, 1 Stop Bit, Station #1, termination resistor OFF	
RS-485 Station Addresses	1-247	
Port Status LED	Green LED is illuminated when active for TXD and RXD	
DIP Switch	Selectable 120Ω termination resistor	
Cable Options	Recommend L19827-XXX from AutomationDirect.com	
Replacement Connectors	BX-RTB03S from AutomationDirect.com	
Hot-Swappable	Yes	
Software Version Required	Do-more! Designer v2.0 or later	

BX-RTB03S and BX-RTB05S Connector Specifications

Part Number	BX-RTB03S	BX-RTB05S
Connector Type	Screw Type	
Wire Exit	180 degree	
Pitch	3.5mm	
Screw Size	M2	
Recommended Screw torque	<1.77Lb-in (0.2 N-m)	
Screwdriver Blade Width	2.5mm	
Wire Gauge (Single Wire)	28-16 AWG	
Wire Gauge (Two Wires)	28-16 AWG	
Wire Strip Length	0.24in (6mm)	
Equiv. Dinkle part #	EC350V-03P-BK	EC350V-05P-BK




Removable connector included.



Pinout	RS232	RS485
1	GND	GND
2	RXD	D-
3	TXD	D+



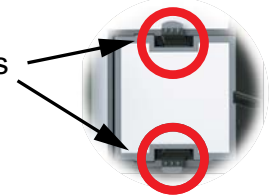
Removable connector included.




Pinout	RS232	RS422
1	GND	GND
2	RX-	RX-
3	RX+	RX+
4	RX-	RX-
5	RX+	RX+

POM Module Installation


1 Compress tabs and remove Filler Module




2 Seat POM module into Connector and press until firmly until tabs are fully engaged.




BX-P-SER2-TERMFC Specifications

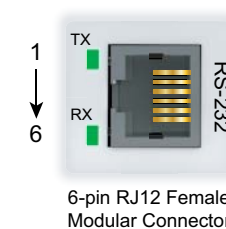
	Non-isolated Serial port that can communicate via RS-232. Includes ESD protection and built-in surge protection.	
Support Protocols	Do-more! Protocol (Default) Modbus RTU (Master & Slave) K-Sequence (Slave)	ASCII (In & Out)
Data Rates	1200, 2400, 4800, 9600, 19200, 38400, 57600, and 115200	
Default Settings	RS232, 115200bps, No Parity, 8 Data Bits, 1 Stop Bit, Station #1	
Port Status LED	Green LED is illuminated when active for TXD and RXD	
Port Type	5-pin terminal strip 3.5mm pitch	
RS-232 TXD	RS-232 Transmit output	
RS-232 RXD	RS-232 Receive input	
RS-232 GND	Logic ground	
RS-232 CTS	RS-232 Clear to Send input	
RS-232 RTS	RS-232 Request to Send output	
RS-232 Maximum Output Load (TXD/RTS)	3kΩ, 1000 pf	
RS-232 Minimum Output Voltage Swing	+/-5 VDC	
RS-232 Output Short Circuit Protection	+/-15ma	
Cable Requirements	Recommend RS-232 use L19853-XXX from AutomationDirect.com	
Replacement Connectors	BX-RTB05S from AutomationDirect.com	
Hot-Swappable	Yes	
Software Version Required	Do-more! Designer v2.7 or later	

BX-P-SER422-TERM Specifications

	Non-isolated Serial port that can communicate via RS-422. Includes ESD protection and built-in surge protection.	
Support Protocols	Do-more! Protocol (Default) Modbus RTU (Master & Slave) K-Sequence (Slave)	ASCII (In & Out)
Data Rates	1200, 2400, 4800, 9600, 19200, 38400, 57600, and 115200	
Default Settings	RS422, 115200bps, No Parity, 8 Data Bits, 1 Stop Bit, Station #1	
Port Status LED	Green LED is illuminated when active for TXD and RXD	
Port Type	5-pin terminal strip 3.5mm pitch	
RS-422 Station Addresses	1-247	
RS-422 TXD-/RXD-	RS-422 transceiver low	
RS-422 GND	Logic ground	
RS-422 Input Impedance	96kΩ	
RS-422 Maximum Load	50 transceivers, 19kΩ each, 120Ω termination	
RS-422 Output Short Circuit Protection	+/-250mA, thermal shut-down protection	
RS-422 Minimum Differential Output Voltage	2.0 VDC with 54Ω load	
RS-422 Maximum Common Mode Voltage	-7.5-12.5 VDC	
RS-422 Fail Safe Inputs	Logic high input state if inputs are unconnected	
RS-422 Electrostatic Discharge Protection	+/-15KV human body, +/-6KV contact discharge per IEC61000-4-2	
Cable Requirements	Recommend RS-422 use L19853-XXX from AutomationDirect.com	
Replacement Connectors	BX-RTB05S from AutomationDirect.com	
Hot-Swappable	Yes	
Software Version Required	Do-more! Designer v2.7 or later	

BX-P-SER2-RJ12 Specifications

	Non-isolated RS-232 DTE. Includes ESD protection and built-in surge protection.	
Supported Protocols	Do-more! Protocol (Default) Modbus RTU (Master & Slave) K-Sequence (Slave)	ASCII (In & Out)
Data Rates	1200, 2400, 4800, 9600, 19200, 38400, 57600, and 115200	
Default Settings	115200 bps, No Parity, 8 Data Bits, 1 Stop Bit, Station #1	
Port Status LED	Green LED is illuminated when active for TXD and RXD	
Cable Requirements	Recommend L19772-xxx from AutomationDirect.com	
RS-232 Port Type	RJ12 - 6P6C connector	
Hot-Swappable	Yes	
Output Power	5VDC @ 220mA Max	
Software Version Required	Do-more! Designer v2.0 or later	



Pin #	Signal
1	0V Power (-) connection (GND)
2	5V Power (+) connection (220mA max)
3	RXD Receive Data (RS-232)
4	TXD Transmit Data (RS-232)
5	RTS Request to Send (RS-232)
6	CTS Clear to Send (RS-232)